


IM A TREE: LESSON 10

NATURE QUEST ACTIVITIES

Miami County Park District



Book Card



Leaf Man

Wear **Imagination Butterfly Band**. Listen for a rustle in leaves! Find a Leaf Man! Find parts of a Leaf Man & his leaf friends & put them back together again. Use **compass** to find which way wind will blow them. **JOURNAL IDEA:** imagine travels of your Leaf Man. Draw portrait of your Leaf Man or write a story/poem of his possible adventures. **PICTURE IDEA:** Butterfly Band on your Leaf Man.


by Lois Ehlert



Miami County Park District



Book Card



Look What I Did With a Leaf!

Go on a leaf hunt & collect them in a bag or shoe box. Look for leaves that are different sizes, shapes, & colors. Use your **Leaf ID** to name them. Wear your **Imagination Butterfly Band** to help imagine & create leaf animals like in the book. Make a collage craft (stationary, ornaments, place mats etc.) as described in the back of book & give as a gift.


by Morteza Sohi



Miami County Park District



Book Card



My Favorite Tree

Where is your favorite tree? Take someone to your tree friend and share fun with it. Use **Leaf Scar ID** or **Leaf ID** to discover its identity. Use **measuring tape** to see how big around. Look up high in tree with **binoculars**. With **magnifier** look at bark patterns. Do bark rubbing - place paper on tree trunk - rub over it with crayon. Frame bark rubbing, hang up your tree friend bark portrait & name it!


by Diane Iverson



Miami County Park District




Book Card




A Tree is Nice

Play with a tree! (See ideas in book-make up your own. Give a tree a hug! Tell it "Thank You!") Use **measuring tape** to see how big around it is. Find a tree seed! Plant seed with **shovel**! With **flashlight** look in tree holes. Use **Leaf ID** or **Leaf Scar ID**. **magnifier** to identify it. Lean against trunk and look up. Take a few steps back & search for birds & seeds in the tree top using **binoculars**. **PHOTO IDEA:** **Imagination Butterfly Band** on favorite tree.

by Janice May Udry






by **Kevin Henkes**

Birds

Count colors of birds in your backyard and on a walk. Look closely at them with **binoculars**. Match colors you saw on birds to **color chips** in **rainbow tool bag**. Use imagination (wear **Imagination Butterfly Band**) to make up “If birds” stories (i.e. “If birds made marks with their tail feathers...”)

JOURNAL IDEA: write your story or draw a picture of it. Use **Bird ID** book to match the birds that you saw. Hang up a bird feeder.



by **Betsy Franco and Steve Jenkins**

Birdsongs

Listen to **Bird Call CD** in back of the book. In backyard, neighborhood or park, listen for bird calls. Imitate the calls yourself (wear **Imagination Butterfly Band**)! Match the calls you hear with the ones you learned in the book and CD. Look for birds with **binoculars**. Find pictures of birds you saw in your **Bird ID Guide**. Match colors you saw on birds to the **color chips** in **rainbow tool bag**.

JOURNAL IDEA: write bird calls you heard.



by **Barbara Brenner**

One Small Place in a Tree

Find a hole in a tree. Sit silently for 10 minutes 35 feet from it to observe any animals coming & going, use **binoculars** to see closer. Use **measuring tape** to measure distance you are from tree. Quietly approach tree, look inside hole with **flashlight**. Use **magnifier** to see any tiny animals living there. Use **Animal ID Guides/Track ID Sheet** to ID animals (or signs of) you might find.

Observe hole in all seasons.



by **Antoinette Portis**

Not a Stick

Wear **Imagination Butterfly Band**. Adopt a “not a stick!” Use **measuring tape** to see how long it is. Use **Leaf Scar ID sheet & magnifier** to ID what tree it came from. Put on charades show for someone - who can guess each thing “not a stick” turns into? **JOURNAL IDEA:** Draw “not a stick” playing with you like in book. Have stick be your leader on a walk & point to objects that match **color chips** in **rainbow tool bag**.

