




Book Card

**First Snow In the Woods**

Build a snow fort or igloo to sit in and watch for wildlife. Use **shovel** to help carve out windows. Make a snow angel outside of fort & then fill it with birdseed. Use **binoculars** to watch the birds that come. Use **Bird ID Booklet** to name birds you see. Pack some snow from your fort into **magnifying box** – when it melts, how full of water is the box? Drink hot chocolate in your igloo.




Book Card

**Snow Riders**

Wear **Imagination Butterfly Band** - build snow horse/camel/elephant/ dragon/ airplane/bicycle or anything that you can ride for an imaginary adventure! Use **shovel** to shape your creation and create a maze path to it. Use **compass** to tell direction you are heading. Look at snow rider up close with **magnifier** to see crystals. **JOURNAL IDEA:** draw/write your riding adventure.




Book Card

**In the Snow: Who's Been Here**

Be an animal detective! Use **Track ID Sheet** to ID tracks. Use **binoculars** to look for birds that have left tracks. Look for clues in backyard or park indicating an animal has been there. Places in snow where animals have bedded down? Animal snow tunnels? Use **magnifying glass, magnifying box** to look closely at things. Imagine what animal left that clue (wear **Imagination Butterfly Band**). **PHOTO IDEA:** **Imagination Butterfly Band** sitting by a clue-have others guess the animal.




Book Card

**The Snowy Day**

Go on a snow walk! Create snowshoes with cardboard cutouts, shoe boxes or sticks and tie or rubber band them to your shoes. With **measuring tape** measure your tracks. Bring **magnifier** to look close up at frozen plants. Skip stones across a frozen puddle or ice patch. Find an icicle and lick it like a lollipop. Catch falling snowflakes on your tongue. Make a snow angel!



Book Card

**The Lemon Sisters**

Host a surprise snow party! Wear **Imagination Butterfly Band**. With friends & **shovel** build giant snow chairs then invite family out/neighbors over & treat them like Kings/Queens in chair thrones. Make Lemon Ice like in book & serve! **JOURNAL IDEA:** Write Lemon ice recipe in journal. Make snow cakes. Fill a squirt bottle with food coloring water and squirt paint decorations on snow cakes or backs of snow chairs!




Book Card

**Snow Pumpkin**

With **measuring tape** measure how deep snow is in different places in yard. Wear **Imagination Butterfly Band** and make a tiny mini snow people village & see how many different things you can use for heads (nuts, apples, small pumpkin gourds, berries, etc.) Use **tweezers** to pick up tiny things for eyes, mouth, etc. Put a mini snowman on your mailbox as a surprise for the mailman!



Book Card

**Willow and the Snow Day Dance**

Wear **Butterfly Imagination Band!** Use snow to make people happy! Share Snow Dance instructions & write them in **journal!** Invite someone to make snow angels with you. Make snowball messages. Catch snowflakes on frozen black paper. Look at them under **magnifier** & share with someone! Make bouquet of winter plants (look at seeds in **magnifier box**), stick bouquet into snowball (or mudball)-leave as surprise by door of neighbor.



Book Card

**Mouse's First Snow**

Play Follow The Leader in snow! Sled down a hill! Use **shovel** to build snow obstacle course of low walls, tunnels, ramps & mazes. Pull someone/ something on sled, play Follow The Leader, or do timed race through course. Have a snowball rolling contest: make start/finish line, start with small snowball, roll to the finish, biggest snowball at end wins. With **measuring tape** measure how big around the winning snowball is.

