




by Carole Gerber

Winter Trees


Go on winter tree walk! Play tree charades - imitate tree shape & have someone guess the tree! Count how many nests are in the bare trees - use **binoculars** to look up high. Wear **Imagination Butterfly Band** - how many letters are formed by branches in trees? Use **magnifier** and **Leaf Scar ID** sheet to discover tree faces. Make a twig tower - pile up twigs you find on the ground - measure height with **measuring tape**! **JOURNAL IDEA:** Draw tree face you find.



by C. Sams II & J. Stoick

Stranger In the Woods

Make your own "Stranger in the Woods" (or in your backyard) to feed animals by following "Recipe for a Snowman" in back of book! Use **measuring tape** to measure how tall & big around snowman is. Next day watch from a secret hiding place to see which animals visit. Locate animals through **binoculars**. Use **Animal ID Book** to ID animals/birds. **PHOTO IDEA:** **Imagination Butterfly Band** on snowman.



by M. Selsam & J. Hunt

Keep Looking

Sit quietly outside for 10 minutes – See any winter animals? Use **binoculars** to see animals/tracks in the distance. Use **Track ID Sheet**. Use **shovel** to pile up old fall leaves & twigs in corner of yard for shelter for animals/bugs. Find winter natural objects to match all **color chips** in **rainbow tool bag**. Use **tweezers** to pick up tiny bits of winter color - put them into **magnifier box** to see closely & make rainbow, put in **treasure chest**.



by Caroline Feller Bauer

Midnight Snowman


Gather up family, friends & neighbors - together roll the biggest snowball ever! When it can't roll any more, use **shovel** to pack on more snow. Have everyone add stuff to it to make a snow "thing!" Use **measuring tape** to see how tall/big around it is. **JOURNAL IDEA:** Draw picture of "snow thing". **PHOTO IDEA:** **Imagination Butterfly Band** on "snow thing" with everyone who helped roll it.



by Jane Yolen

Owl Moon


Listen to **Owl Call CD**/look at **Owl ID book** (in back of book). Go on a full moon, night walk. Use **compass** to see where moon is in sky. With **binoculars**, look at moon, locate owls. Call in owls by imitating owl calls from CD. Wear **Imagination Butterfly Band**-sit still in moonlight - look for animal shapes in clouds passing over moon. Stand facing each other – how many steps backwards can you go and still see each other?



by Lois Ehlert

Snowballs


Wear **Imagination Butterfly Band** - gather good STUFF - wait for snowball day to make snow twins of your family members! Use **measuring tape** to measure how tall/long each family member is to make their snow twin that size. Be colorful! Can you match all the **color chips** in **rainbow tool bag** to something on the snow family? **PHOTO IDEA:** everyone standing by their snow twin!



by Cynthia Rylant

Snow

Take a snow walk & "see how beautiful the world is." Catch snowflakes on mitten or frozen black paper - discover their designs with **magnifier**. Catch snowflakes on your tongue! Make snow angels! Roll down a snow hill! Make ICE ART: find nature objects outside, put in water in cup/saucer with piece of string, freeze, remove from container, hang outside. **JOURNAL IDEA:** Draw snow crystal observed with **magnifier** or draw/write your favorite memory of fun with snow/ice.



by Alice Schertle

All You Need for A Snowman

Catch snowflakes on your mitten - look at their differences with **magnifying glass**. Build a surprise snowman for a neighbor/friend/family member! Wait till they are not home or after dark (use **flashlight**) & quietly build a friendly snowman to greet them when they return home or wake up in morning! Make sign for snowman to hold with welcoming message! **JOURNAL PHOTO IDEA:** Draw or take photo of snowman with message!

